


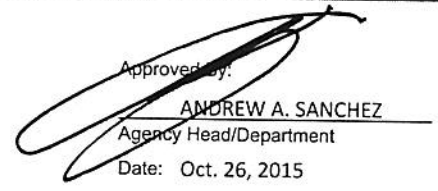


| Particulars | UACS CODE | Appropriation | | | Allotments | | | | | Current Year Obligations | | | | | Current Year Disbursements | | | | | Balances | | | | |
|-------------------------------|-----------------|--------------------------|---|-------------------------|---------------------|---------------------------------------|-------------|---------------|---------------------------|--------------------------|----------------|-----------------|----------------|------------------|----------------------------|----------------|-----------------|----------------|------------------|---------------------------|-----------------------|--------------------|----------------------------|--|
| | | Authorized Appropriation | Adjustments (Transfer To)/From, Realignment | Adjusted Appropriations | Allotments Received | Adjustments (Withdrawal, Realignment) | Transfer To | Transfer From | Adjusted Total Allotments | 1st Quarter | 2nd Quarter | 3rd Quarter | 4th Quarter | Total | 1st Quarter | 2nd Quarter | 3rd Quarter | 4th Quarter | Total | Unreleased Appropriations | Unobligated Allotment | Unpaid Obligations | | |
| | | | | | | | | | | Ending March 31 | Ending June 30 | Ending Sept. 30 | Ending Dec. 31 | | Ending March 31 | Ending June 30 | Ending Sept. 30 | Ending Dec. 31 | | | | Due and Demandable | Not Yet Due and Demandable | |
| 1 | 2 | 3 | 4 | 5=3+4 | 6 | 7 | 8 | 9 | 10=(8+9) | 11 | 12 | 13 | 14 | 15=(11+12+13+14) | 16 | 17 | 18 | 19 | 20=(16+17+18+19) | 21=(5-10) | 22=(10-15) | 23 | 24 | |
| City Fund | 01101407 | | 1,728,256.00 | 1,728,256.00 | 1,728,256.00 | | | | 1,728,256.00 | | 1,684,183.00 | 18,922.00 | | 1,703,105.00 | | 1,684,183.00 | 18,922.00 | | 1,703,105.00 | | | 25,151.00 | | |
| Utility Fund | 000009080000000 | | 709,128.00 | 709,128.00 | 709,128.00 | | | | 709,128.00 | 709,127.31 | | | | 709,127.31 | 709,127.31 | | | | 709,127.31 | | | 69 | | |
| Retirement and terminal leave | 282009080200000 | | 709,128.00 | 709,128.00 | 709,128.00 | | | | 709,128.00 | 709,127.31 | | | | 709,127.31 | 709,127.31 | | | | 709,127.31 | | | 69 | | |
| Other Purpose Fund | | | 709,128.00 | 709,128.00 | 709,128.00 | | | | 709,128.00 | 709,127.31 | | | | 709,127.31 | 709,127.31 | | | | 709,127.31 | | | 69 | | |
| | | | 3,264,384.00 | 3,264,384.00 | 3,264,384.00 | | | | 3,264,384.00 | 1,534,627.31 | 1,684,183.00 | 18,922.00 | | 3,237,732.31 | 1,534,627.31 | 1,684,183.00 | 18,922.00 | | 3,237,732.31 | | | 26,651.69 | | |
| | | 116,804,000.00 | 3,264,384.00 | 120,068,384.00 | 120,068,384.00 | | | | 120,068,384.00 | 24,628,705.09 | 27,761,936.05 | 27,285,412.57 | | 79,676,053.71 | 24,628,705.09 | 27,761,936.05 | 27,285,412.57 | | 79,676,053.71 | | | 40,392,330.29 | | |
| | | 30,222,000.00 | 3,264,384.00 | 33,486,384.00 | 33,486,384.00 | | | | 33,486,384.00 | 8,585,505.78 | 9,357,744.23 | 6,730,098.83 | | 24,673,348.84 | 8,585,505.78 | 9,357,744.23 | 6,730,098.83 | | 24,673,348.84 | | | 8,813,035.16 | | |
| | | 85,482,000.00 | | 85,482,000.00 | 85,482,000.00 | | | | 85,482,000.00 | 14,943,199.31 | 18,404,191.82 | 20,555,313.74 | | 53,902,704.87 | 14,943,199.31 | 18,404,191.82 | 20,555,313.74 | | 53,902,704.87 | | | 31,579,295.13 | | |
| | | 1,100,000.00 | | 1,100,000.00 | 1,100,000.00 | | | | 1,100,000.00 | 1,100,000.00 | | | | 1,100,000.00 | 1,100,000.00 | | | | 1,100,000.00 | | | | | |
| MFO: | | | | | | | | | | | | | | | | | | | | | | | | |
| Projects | | | | | | | | | | | | | | | | | | | | | | | | |

Correct:

EDWARD R. TIMBOL
 Officer / OIC
 Oct. 26, 2015

Certified Chief Accountant:

MARCELINO C. TORRES
 Chief Accountant
 Date: Oct. 26, 2015

Recommended by:

EVA L. BATALLER
 Director, FMS
 Date: Oct. 26, 2015

Approved by:

ANDREW A. SANCHEZ
 Agency Head/Department
 Date: Oct. 26, 2015