

QUARTERLY REPORT OF INCOME
For the Quarter Ending September 30, 2015

Department: OTHER EXECUTIVE OFFICE
Agency: PHILIPPINE RACING COMMISSION
Organization Code (UACS): 26 031 00 00000
Funding Source Code (as clustered) : 01101000

CLASSIFICATION/ SOURCES OF INCOME (1)	ACTUAL INCOME COLLECTIONS FOR THE QUARTER				CUMULATIVE INCOME COLLECTIONS TO DATE (6)	CUMULATIVE INCOME DEPOSITED WITH BTR (7)	REMARKS (8)
	FIRST MONTH (2)	SECOND MONTH (3)	THIRD MONTH (4)	TOTAL MONTH (5)=(2)+(3)+(4)			
NON-TAX							
Government Services	5,390,342.45	4,421,570.43	5,795,637.63	15,607,550.51	49,816,805.02	49,816,805.02	
Registration & Licenses	497,695.50	468,774.00	362,145.50	1,328,615.00	5,778,596.50	5,759,666.50	
Operating and Service Income	391,450.00	300,387.00	321,095.00	1,012,932.00	2,719,408.00	2,698,268.00	
Licensing Fees	5,380.00		1,560.00	6,940.00	314,646.00	314,646.00	
Fines & Penalties - Service Income	235,300.00	152,800.00	102,600.00	490,700.00	950,900.00	949,900.00	
Clearance Fees	11,000.00	12,452.00	23,300.00	46,752.00	120,072.00	118,972.00	
Certification Fees	36,855.00	45,960.00	80,115.00	162,930.00	418,895.00	406,925.00	
Seminar Fees	400.00	800.00	400.00	1,600.00	6,400.00	6,400.00	
Other Permit Fees	102,515.00	88,375.00	113,120.00	304,010.00	908,495.00	901,425.00	
Miscellaneous Income	24,925.00	77,350.00	69,585.00	171,860.00	702,660.00	696,450.00	
Supervision & Regulation Enforcement Fees	22,925.00	70,350.00	63,525.00	156,800.00	675,600.00	670,400.00	
Appeal Fees	2,000.00	7,000.00	6,060.00	15,060.00	27,060.00	26,050.00	
TOTAL	6,304,412.95	5,268,081.43	6,548,463.13	18,120,957.51	59,017,469.52	58,971,189.52	

Certified Correct:


MARCELINO C. TORRES
Chief Accountant

PHILIPPINE RACING COMMISSION
OFFICE OF THE AUDITOR

Submitted by:


ANDREW A. SANCHEZ
Chairman

RECEIVED

BY: _____
DATE: 29-09-15

QUARTERLY REPORT OF INCOME
For the Quarter Ending June 30, 2015


Department: OTHER EXECUTIVE OFFICE
Agency: PHILIPPINE RACING COMMISSION
Organization Code (UACS): 26 031 00 00000
Funding Source Code (as clustered) : 01101000


CLASSIFICATION/ SOURCES OF INCOME (1)	ACTUAL INCOME COLLECTIONS FOR THE QUARTER				CUMULATIVE	CUMULATIVE	REMARKS (8)
	FIRST MONTH (2)	SECOND MONTH (3)	THIRD MONTH (4)	TOTAL MONTH (5)=(2)+(3)+(4)	INCOME COLLECTIONS TO DATE (6)	INCOME DEPOSITED WITH BTR (7)	
NON-TAX							
Government Services	4,785,062.05	5,338,522.33	5,115,705.63	15,239,290.01	34,209,254.51	33,871,539.45	
Registration & Licenses	114,776.00	1,041,637.50	1,016,048.00	2,172,461.50	4,449,981.50	4,330,789.50	
Operating and Service Income	232,855.00	193,275.00	286,140.00	712,270.00	1,706,476.00	1,709,386.00	
Licensing Fees	9,640.00	6,600.00	1,970.00	18,210.00	307,706.00	307,836.00	
Fines & Penalties - Service Income	68,400.00	53,200.00	84,300.00	205,900.00	460,200.00	478,600.00	
Clearance Fees	9,720.00	11,600.00	12,600.00	33,920.00	73,320.00	73,320.00	
Certification Fees	45,315.00	26,030.00	80,820.00	152,165.00	255,965.00	247,415.00	
Seminar Fees	800.00	400.00	400.00	1,600.00	4,800.00	4,800.00	
Other Permit Fees	98,980.00	95,445.00	106,050.00	300,475.00	604,485.00	597,415.00	
Miscellaneous Income	47,900.00	54,325.00	50,825.00	153,050.00	530,800.00	590,700.00	
Supervision & Regulation Enforcement Fees	42,900.00	53,325.00	47,825.00	144,050.00	518,800.00	578,700.00	
Appeal Fees	5,000.00	1,000.00	3,000.00	9,000.00	12,000.00	12,000.00	
TOTAL	5,180,593.05	6,627,759.83	6,468,718.63	18,277,071.51	40,896,512.01	40,502,414.95	

Certified Correct:


SUSANA S. FRANCO
 Chief Accountant

PHILIPPINE RACING COMMISSION
 OFFICE OF THE AUDITOR
RECEIVED

Submitted by

ANDREW A. SANCHEZ
 Chairman


BY: 
 DATE: 11-AUG-15

QUARTERLY REPORT OF INCOME
For the Quarter Ending March 31, 2015

Department: OTHER EXECUTIVE OFFICE
Agency: PHILIPPINE RACING COMMISSION
Organization Code (UACS): 26 031 00 00000
Funding Source Code (as clustered) : 01101000

CLASSIFICATION/ SOURCES OF INCOME (1)	ACTUAL INCOME COLLECTIONS FOR THE QUARTER				CUMULATIVE	CUMULATIVE	REMARKS (8)
	FIRST MONTH (2)	SECOND MONTH (3)	THIRD MONTH (4)	TOTAL MONTH (5)=(2)+(3)+(4)	INCOME COLLECTIONS TO DATE (6)	INCOME DEPOSITED WITH BTR (7)	
NON-TAX							
Government Services	6,867,277.66	5,124,401.25	6,978,285.59	18,969,964.50	18,969,964.50	17,989,385.13	
Registration & Licenses	1,695,471.00	318,504.50	263,544.50	2,277,520.00	2,277,520.00	2,274,520.00	
Operating and Service Income	543,065.00	231,356.00	219,785.00	994,206.00	994,206.00	979,746.00	
Licensing Fees	220,150.00	46,766.00	22,580.00	289,496.00	289,496.00	287,606.00	
Fines & Penalties - Service Income	141,900.00	56,200.00	56,200.00	254,300.00	254,300.00	249,300.00	
Clearance Fees	19,500.00	10,200.00	9,700.00	39,400.00	39,400.00	38,900.00	
Certification Fees	55,065.00	28,215.00	20,520.00	103,800.00	103,800.00	103,800.00	
Seminar Fees	400.00	1,600.00	1,200.00	3,200.00	3,200.00	3,200.00	
Other Permit Fees	106,050.00	88,375.00	109,585.00	304,010.00	304,010.00	296,940.00	
Miscellaneous Income	189,525.00	145,650.00	42,575.00	377,750.00	377,750.00	377,750.00	
Supervision & Regulation Enforcement Fees	189,525.00	145,650.00	39,575.00	374,750.00	374,750.00	374,750.00	
Appeal Fees	0.00	0.00	3,000.00	3,000.00	3,000.00	3,000.00	
TOTAL	9,295,338.66	5,819,911.75	7,504,190.09	22,619,440.50	22,619,440.50	21,621,401.13	

Certified Correct:


SUSANA S. FRANCO
Chief Accountant

Submitted by:


ANDREW A. SANCHEZ
Chairman